




SUPERIOR

AGGREDRY[®] DEWATERING WASHER

Instantly Produce Saleable Sand

- Combination of a fine material washer and dewatering screen in **a single machine.**
- Processed material has 8% moisture, which requires no dry time and is **instantly saleable.**
- Patented fines recovery system returns fines to screw **saving 3% of material from waste pond.**
- **Dry material is gentler** on loader tires and doesn't stick to conveyor components. ■

HIGHLIGHTS



- 1/ **OVERFLOW WEIR:** Allows for leveling of water for maximum sand retention.
- 2/ **FEED BOX:** High-quality, abrasion-resistant liners reduce turbulence for increased yield.
- 3/ **BAFFLE:** Located in load zone to calm water for better retention of fines.
- 4/ **FINE MATERIAL SCREW:** Single or twin screws, protected with adjustable 1" thick rubber wear shoes. In sand applications, rubber has 10% longer wear life than other wear products.

- 5/ **WASH BASIN:** Allows initial drainage of silty water.
- 6/ **DEWATERING SCREEN:** Replaceable snap-deck urethane screens with bolt-on urethane liners.
- 7/ **DRIVE SYSTEM:** Electrical, 3-phase, 60Hz, 460V motor with shaft-mounted gear reducer, belts and guarding.
- 8/ **DUAL VIBRATORS:** Electric, linear motion with adjustable g-force.
- 9/ **LOWER BEARING:** Slinger plate protects lower bearing from water leakage. Standard, robust pillow block bearing design.

- 10/ **FINES RECOVERY SYSTEM:** Minus quarter millimeter sand collects in an under flume and is reintroduced back into the sand screw via this water jet. The patented technology saves up to 3% of material from waste pond.

VS. FINE MATERIAL SCREW



AGGREDRY WASHER ACHIEVES 8% MOISTURE

- MOISTURE CONTENT AS HIGH AS 25%
- EXTRA REAL ESTATE FOR DRYING STOCKPILES
- WET SAND IS DAMAGING TO TIRES AND COMPONENTS

VS. DEWATERING SCREEN



SAVE FINES FROM WASTE POND

- DEWATERING SCREEN LOSES UP TO 15% OF FINES TO WASTE POND
- AGGRE-DRY WASHER'S FINES RECOVERY SAVES 3% FROM POND
- CALCULATE THE ADDITIONAL PROFIT AT SUPERIOR-IND.COM/PRODUCTS/AGGRE-DRY

VS. HYDROCYCLONE




CUT OPERATING EXPENSES

- HYDROCYCLONES USE TWICE THE HORSEPOWER
- SAVE \$4,000 A YEAR IN ENERGY USE
- BASED ON 1,600 PRODUCTION HOURS/YEAR AND 0.071 KWH.



PHOTO GALLERY

FINES RECOVERY PROFIT CALCULATION



Patented Fines Recovery System

Input values matching your plants specific data to calculate additional annual profit from fines recovery.


	x	3%	=		x		x		=	
Tons Per Day of Wet Sand Production		Saved From Waste Pond		Additional Saleable Tons		Cost Per Ton		Production Days in a Year		Additional Annual Profit



If you would like to use our online calculator, visit www.superior-ind.com/products/aggre-dry




SINGLE SCREW



TWIN SCREW



LOAD ZONE BAFFLE SETTLES FINES



CURVED BELLY PAN



SLINGER PLATE PROTECTS LOWER BEARING



FLUSH-BACK NOZZLE



DUAL ELECTRIC VIBRATORS



SCREEN URETHANE SIDE WALLS



8% MOISTURE CONTENT

OPTIONS



DISCHARGE CHUTE

- DISCHARGE CHUTE
- HYDRAULIC DRIVE
- CLEAN-OUT DOORS FOR BELLY PAN



PROTECTIVE GUARDING

- A532 AND URETHANE WEAR SHOES
- GUARDING

IN-STOCK PARTS



SPECIAL GREASE FOR VIBRATORS

- STAINLESS STEEL WEAR SLEEVE
- HEAVY-DUTY RUBBER LOWER SEAL
- RUBBER WEAR SHOES
- VIBRATOR GREASE

SPECIFICATIONS

AGGREDRY® DEWATERING WASHER – SINGLE SCREW

Screw Size inch (mm)	Capacity TPH (MTPH)	Screw Speed RPM	Max. Material Size inch (mm)	Auger Motor Size HP (kw)	Vibrating Motor Size HP (kw)	Water Capacity - GPM (m³/sec)		
						100 Mesh	150 Mesh	200 Mesh
36" (914)	100 (90)	20	3/8" (0.9)	15 (11.0)	two 8.05 (6.0)	1,700 (0.10)	850 (0.05)	450 (0.02)
48" (1,219)	200 (181)	16	3/8" (0.9)	25 (19.0)	two 11.40 (8.5)	2,200 (0.13)	1,050 (0.06)	600 (0.03)
60" (1,524)	300 (272)	13	3/8" (0.9)	30 (22.0)	two 12.61 (9.5)	2,400 (0.15)	1,200 (0.07)	650 (0.04)

AGGREDRY® DEWATERING WASHER – TWIN SCREW

Screw Size inch (mm)	Capacity TPH (MTPH)	Screw Speed RPM	Max. Material Size inch (mm)	Auger Motor Size HP (kw)	Vibrating Motor Size HP (kw)	Water Capacity - GPM (m³/sec)		
						100 Mesh	150 Mesh	200 Mesh
48" (1,219)	400 (362)	16	3/8" (0.9)	two 25 (18.0)	four 17.2 (13.0)	3,700 (0.23)	1,800 (0.11)	975 (0.06)
60" (1,524)	600 (540)	16	3/8" (0.9)	two 30 (22.0)	four 17.2 (13.0)	4,000 (0.25)	2,000 (0.12)	1,200 (0.07)