

## QUICK SPECS

**Styles:** Pillow Block, Wide Slot, Top Angle

**Mounting:** Side or Top Positions

**Bearing Diameters:** 1/2" - 9"




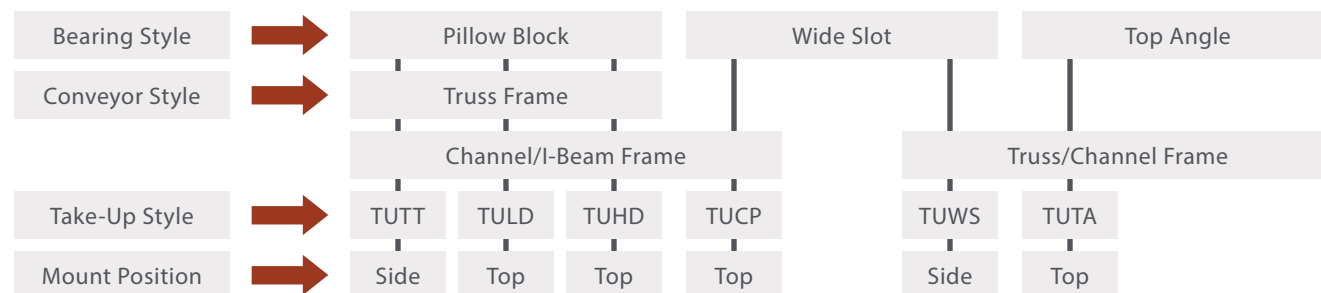
# CONVEYOR TAKE-UPS

Accurately Maintain Belt Tension to Prevent Slippage

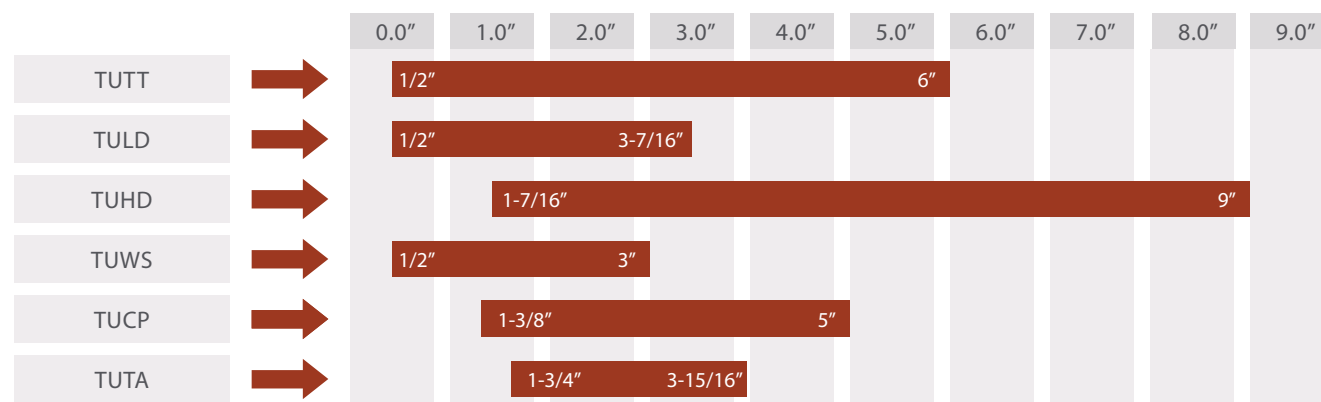
- ACME thread design provides quick movement and **reliability in corrosive conditions.** ■
- Durable powder coat finish for long high quality, **abrasion resistant coating.** ■
- Common models stocked by local distribution or **quick lead times** for custom models from manufacturing plant. ■
- Six diverse models** to cover a majority of conveyor styles and applications. ■

# TAKE-UP SELECTION GUIDE

## SCENARIO ONE: STYLE



## SCENARIO TWO: BEARING SIZE



## SCENARIO THREE: BEARING TYPE

Take-Up Style	BEARING TYPE					
	SealMaster	Browning	Link-Belt	Rexnord	Dodge	SKF
TUTT	NP, MP	VPS, SPB1000, PBE	PB22400, EPB22400, C35	ZA, ZEP	SC, SCM, S2000, Type E, Imperial	-
TULD (Roller)	NP, MP	VPS, SPB1000	PB22400, C35	ZA	SCM, S2000, Imperial	-
TUHD (Roller)	USRB	VPS, SPB1000, PBE, SAF22500	PB22400, EPB22400, PLB	ZA, ZAF, ZEP	S2000, Type E, USAF, TAF, Imperial	SAF
TUWS (Ball)	MST	VTWS	-	-	WSTU-SC, WSTU-SCM	-
TUCP (Roller)	-	TUE-920, ST-1000	-	ZT-2000, ZT-5000	Type E (WSTU-E), S-2000 (WSTU-S2)	-
TUTA	-	-	ETPB-22400	-	Type E (TPE), Type G (SC), Type GM (SCM), S-2000	-